

# 2024 CATALOG



Value Through Flexible Solutions

# INDEX

The ESA Difference	2
<b>FEATURED PRODUCTS</b>	<b>3</b>
Speed Station™	4
Branch Wire Cart	5
ESA Reel Jack™	6
ESA Reel Wheels™	7
<b>MATERIAL CARTS</b>	<b>8</b>
Shark Cart™	9
Shark Cart™ Open	10
Side by Side Cart	11
Clamshell Cart	12
E-Cart	13
Home Run Cart	14
Bundle Cart	15
Conduit Tree	16
Elevator Cart	17
Fixture Cart	18
Linear Fixture Cart	19
Picking Cart	20
<b>SPOOL BOSS</b>	<b>21</b>
Spool Boss™ Narrow	22
Spool Boss™ Reels + Cradle	23
Spool Boss™ Wide	24
<b>WIRE HANDLING</b>	<b>25</b>
ESA Compartment Reels	26
Narrow A-Frame Cart	29
Two Way A-Frame 35.5	30
Two Way A-Frame 40	31
Two Way A-Frame 50	32
Four Way A-Frame 38	33
Four Way A-Frame 50	34
A-Frame 8000	35
A-Frame 12000	36
A-Frame Pulling Trailer	37
<b>OTHER SOLUTIONS</b>	<b>38</b>
Will Call Lockers	39
Temporary Power Carts	40

# THE ESA DIFFERENCE

Our experienced and innovative team of industry professionals develops solutions that meet the unique challenges of our customers. Our flexible approach consists of customization to product design, color, and branding. Construction material handling products require more than a “one size fits all” approach, but we challenge the status quo and build the products our customers require.

## ESA “NO BULL” WARRANTY

At ESA Fabrication, we stand firmly behind the quality and reliability of our material handling equipment. Our "NO BULL" Warranty is a testament to our commitment to your satisfaction and peace of mind. Here's what you need to know:

### DURATION

Our warranty covers your material handling equipment for a period of 1 year from the date of purchase.

### COVERAGE

We guarantee that our equipment will be free from defects in materials and workmanship under normal use and service. This includes components such as motors, controls, frames, and structural integrity.

### EXCLUSIONS

Our warranty does not cover damages resulting from misuse, abuse, accidents, unauthorized modifications, or improper maintenance. It also does not cover normal wear and tear.

### REPAIR or REPLACEMENT

In the unlikely event that your equipment experiences a covered defect during the warranty period, we will repair or replace the defective part or equipment at no additional cost to you.

### FAST and HASSLE-FREE SERVICE

We understand that downtime can be costly for your business. That's why we are committed to providing prompt and efficient service to get your equipment back up and running as quickly as possible.

### NATIONWIDE SUPPORT

With an extensive network of service technicians across the country, you can rely on us to provide support wherever you are located.

### CUSTOMER SATISFACTION

Your satisfaction is our top priority. If for any reason you are not completely satisfied with your equipment or our service, please don't hesitate to contact us. We will do everything in our power to make it right.

*Our "NO BULL" Warranty is a straightforward assurance that when you choose ESA Fabrication for your material handling needs, you're getting top-quality equipment backed by reliable service and support.*

# FEATURED PRODUCTS

Experience safer and more efficient contractor products.



# SPEED STATION™



Uniquely designed mobile workstation that opens 90 degrees and features a foldaway print table, two workbench tops, onboard vise, and material storage. The Speed Station keeps you mobile with the materials and tools you need as your project progresses.

UPC	Model #	Description
850051778003	SPSC-1001	Speed Station™, Mobile Workstation with Vise, 36.5"H x 46"L x 29"W (Closed), Red PC
850051778058	SPSA-1910	Chain Vise Attachment
850051778065	SPSA-1903	Vinyl Whiteboard Replacement
850051778072	SPSA-1902	Attachment for B1000 Bender

## FEATURES:

- Workbench height clamshell design with foldaway plan table
- Purpose-built shelving designed to hold tools and materials in a lockable cabinet
- Charging shelf with pass-through power outlet ready for battery tool chargers
- Integrated vise for safe and easy cutting of conduit/strut or holds boxes for making knockouts
- Optional chain vise for IMC/GRC cutting or threading
- Retractable hooks for ladder or conduit storage
- Replaceable vinyl whiteboard surface
- 6" heavy-duty locking casters
- Optional attachment for GB B1000 Portable Cyclone Bender
- Patent pending

**SEE SPEED STATION  
IN ACTION:**



# BRANCH WIRE CART



The absolute BEST way to handle circuit wire on a project. Securely store, move and pull from the Branch Wire Cart. Stop pulling wire the old way, step up to the secure, efficient way to pull home runs or branch circuits.

UPC	Model #	Description
850051778010	BRWC-2111	Branch Wire Cart, (4) Doors, 55"H x 32"W x 50"L, 6" Casters, Fork Tubes, Red
	BRWC-2111-XX	Branch Wire Cart, (4) Doors, 55"H x 32"W x 50"L, 6" Casters, Fork Tubes, PC Color Choice
	BRWC-2205	Branch Wire Cart, Solid Sheet (4) Doors, 55"H x 32"W x 50"L, 6" Casters, Fork Tubes, Red
	BRWC-2205-XX	Branch Wire Cart, Solid Sheet (4) Doors, 55"H x 32"W x 50"L, 6" Casters, Fork Tubes, PC Color Choice


## FEATURES:

- Holds 16 2,500 ft. spools of cable (doors on both sides)
- Easily load wire spools onto the fixed axles
- Plastic grommets prevent wire damage
- Lockable to keep wire secure while on the job
- Expanded or solid door options
- Fork tubes for safe lifting
- 6" heavy duty casters for easy rolling and long life

## LEARN MORE ABOUT BRANCH WIRE CART:



# ESA REEL JACK™



ESA Reel Jack makes quick work of setting up cable reels for a pull. Our drill-drive design allows for one person to effortlessly lift reels into position. These foldable, easy-to-handle Reel Jacks are safer and more efficient than other reel stands on the market. Setup a reel in under a minute.

Model #	Description
RLJK-1102	ESA Reel Jack - Drill or Handle Operated, 6,500 lbs. Capacity, Lifts Up to 68" Reel, Socket + Adapter Included


## FEATURES:

- Heavy duty steel construction and powder coated for durability on every job
- Drill or handle operated (drill not included)
- Lift a reel in under a minute with a battery drill or impact
- Comes with 1" socket + 3/8" socket adapter
- Lifts up to a 68" diameter reel per pair
- 6,500 lbs. capacity per pair
- Foldable design for easy handling & storage
- Jaw extension to hold axle securely
- Sold as a single jack

## LEARN MORE ABOUT ESA REEL JACK:



# ESA REEL WHEELS™



ESA Reel Wheels make quick work of moving cable reels on a job site. Combined with our Reel Jack, this unique reel mover allows for one person to effortlessly lift and move reels into position. Reel Wheels helps your team work safer and more efficient. Lift a reel in under a minute and move it where you need it.

Model #	Description
RLWK01-1003	ESA Reel Wheels - 4,500 lbs. Capacity, Moves Up to 72" Diameter x 40" Wide Reel, 2 Axles Included

## FEATURES:

- Heavy duty steel construction and powder coated for durability on every job
- Lift a reel in under a minute with a battery drill or impact
- Moves reels up to 68" diameter and 4,500 lbs.
- Expandable width up to 40"
- Comes with 2 axles with storage locations on the unit
- Foldable design for ease of storage
- Patent pending

## LEARN MORE ABOUT ESA REEL WHEELS:



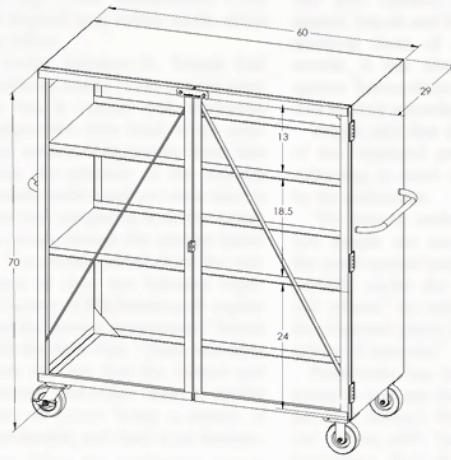


# MATERIAL CARTS

Customizable material handling solutions  
that meet your needs.



# SHARK CART™



The Original SHARK CART™ is perfectly sized to allow easy storage of packaged materials and roll to anywhere on a job site.

UPC	Model #	Description
850051778102	SHKC-3001	Shark Cart™, (3) Shelves, 60"H x 30"W x 60"L, 6" Casters, Red PC
	SHKC-3001-XX	Shark Cart™, (3) Shelves, 60"H x 30"W x 60"L, 6" Casters, PC Color Choice
	SHKC-3101	Shark Cart™, (2) Adjustable Shelves, 60"H x 30"W x 60"L, 6" Casters, Red PC
	SHKC-3101-XX	Shark Cart™, (2) Adjustable Shelves, 60"H x 30"W x 60"L, 6" Casters, PC Color Choice
	SHKA-9820	Shark Cart™ Adjustable Shelf for SHKC-3101, Black PC
	SHKA-9834	Shark Cart™ Adjustable 3-Axle Wire Bracket for SHKC-3101, Black PC

## FEATURES:

- Large material storage capacity
- 3 fixed shelves or adjustable shelf options
- Expanded doors and back for easy visibility of material
- 6" heavy duty locking casters for easy rolling and long life
- Full sheet metal sides for logos or co-branding
- Optional full sheet metal doors and back

# SHARK CART™ OPEN

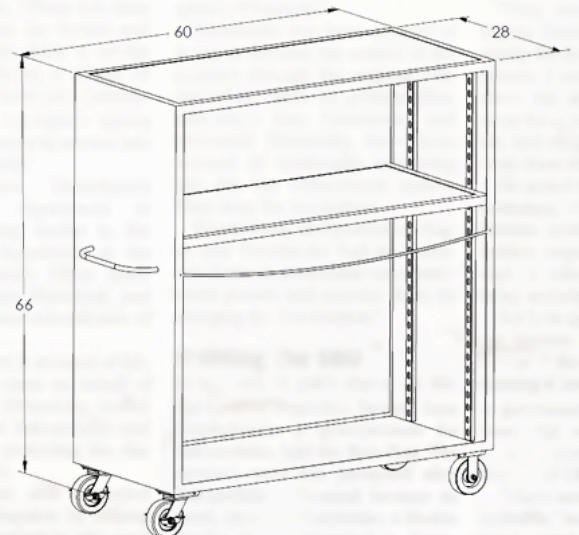


This multipurpose cart can be used to move fixtures or other materials easily on the job. The open frame design allows for easy access when transporting products around the worksite. This rugged cart holds up to 15 fixtures on end. Optional shelves provide additional versatility for carrying smaller materials.

Model #	Description
SHKC-3401	Shark Cart™ Open, No Doors, No Shelves, 60"H x 30"W x 60"L, 6" Casters, Red PC
SHKC-3401-XX	Shark Cart™ Open, No Doors, No Shelves, 60"H x 30"W x 60"L, 6" Casters, PC Color Choice
SHKA-9820	Shark Cart™ Adjustable Shelf for SHKC-3101, Black PC
SHKA-9834	Shark Cart™ Adjustable 3-Axle Wire Bracket for SHKC-3101, Black PC

## FEATURES:

- Heavy duty cart holds up to 15 fixtures
- Multipurpose design for fixtures or other materials
- Retaining lanyard with clip to hold fixtures
- Optional shelf
- 6" heavy duty casters for ease of mobility



# SIDE BY SIDE CART

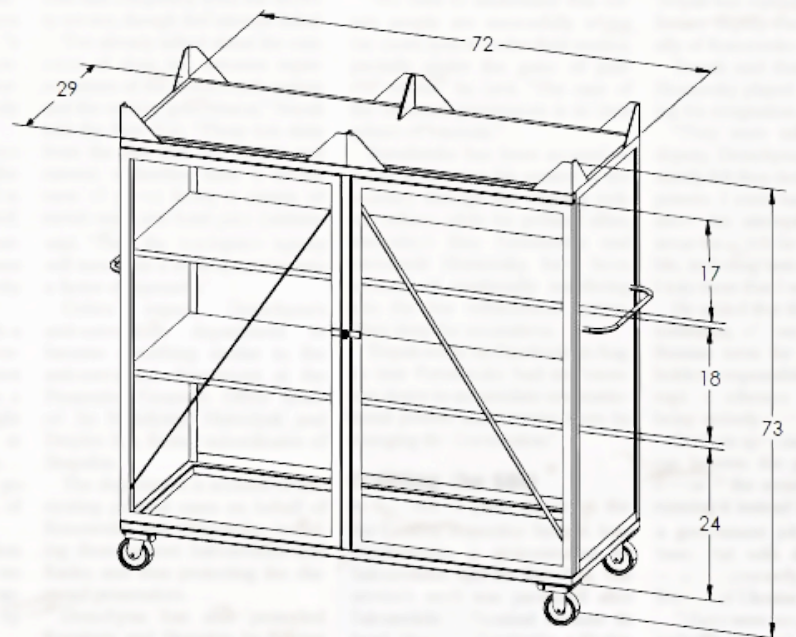


Purposefully designed XL cart to hold all types of electrical material. Cart includes brackets on top of the cart allowing for 10' material or for additional storage of boxed material.

UPC	Model #	Description
850051778119	SBSC-2001	Side by Side Cart, (3) Shelves, 62"H x 30"W x 72"L, 6" Casters, Red PC
	SBSC-2001-XX	Side by Side Cart, (3) Shelves, 62"H x 30"W x 72"L, 6" Casters, PC Color Choice

## FEATURES:

- Extra large material storage capacity
- 3 shelves
- Expanded doors and back for easy visibility of material
- Large storage shelves
- 6" heavy duty casters for easy rolling and long life
- Full sheet metal sides for logos or co-branding
- Optional full sheet metal doors and back



# CLAMSHELL CART



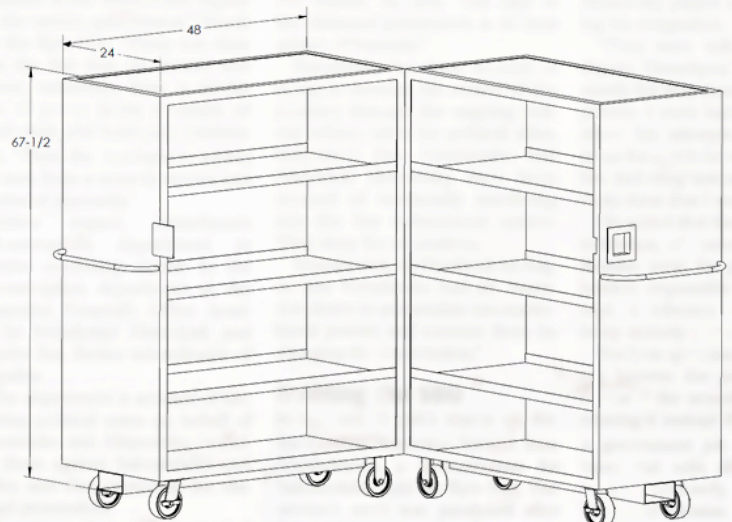
**CLSC-1202**

This cart holds a ton of material! Large cart with center hinge to allow easy access to all stored material. This cart is great for use inside of a Conex Container since there are no doors to open and close. Can be easily rolled through a job site.

UPC	Model #	Description
850051778126	CLSC-1002	Clam Shell Cart, (4) Shelves, 60"H x 48"W x 48"L, 6" Casters, Red PC, Expanded Metal Sides
	CLSC-1002-XX	Clam Shell Cart, (4) Shelves, 60"H x 48"W x 48"L, 6" Casters, PC Color Choice
850051778157	CLSC-1202	Clam Shell Security Cart (Full Sheet Metal Sides), (4) Shelves, 60"H x 48"W x 48"L, 6" Casters, Red PC

## FEATURES:

- Extra large material storage capacity
- Opens 180 degrees
- Designed so that it will not fit through a doorway when the cart is locked
- Fits through standard door fully opened
- Four 24" stationary shelves in each side
- Eight 6" heavy duty casters
- Full sheet metal or expanded metal sides
- Can be locked with a padlock



# E-CART

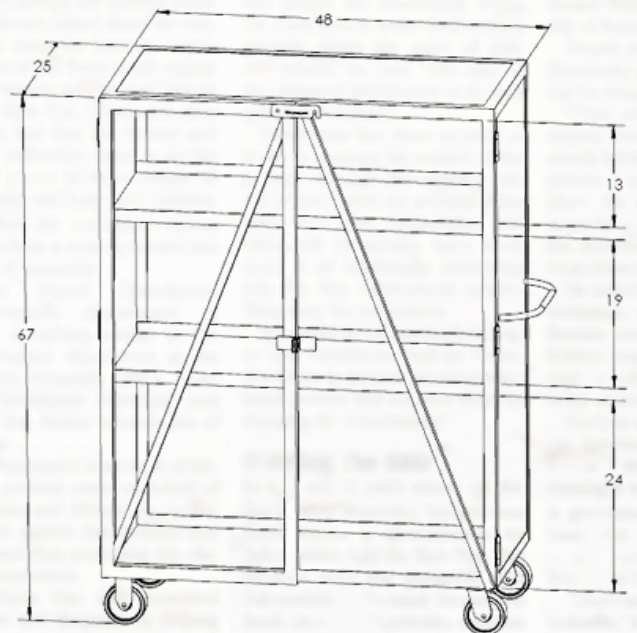


This smaller cart is perfect for storing material in congested work areas. The E-Cart has all the features of the Original Shark Cart™ with a little bit smaller footprint. Easy to move throughout a building.

UPC	Model #	Description
850051778133	ECOC-1001	E-Cart (3) Shelves, 60"H x 24"W x 48"L, 6" Casters, Red PC
	ECOC-1001-XX	E-Cart (3) Shelves, 60"H x 24"W x 48"L, 6" Casters, PC Color Choice

## FEATURES:

- Great for any commercial project
- Medium material storage capacity
- 3 stationary shelves
- Expanded doors and back for easy visibility of material
- 6" heavy duty casters for easy rolling and long life
- Full sheet metal sides for branding or co-branding
- Optional full sheet metal doors and back



# HOME RUN CART

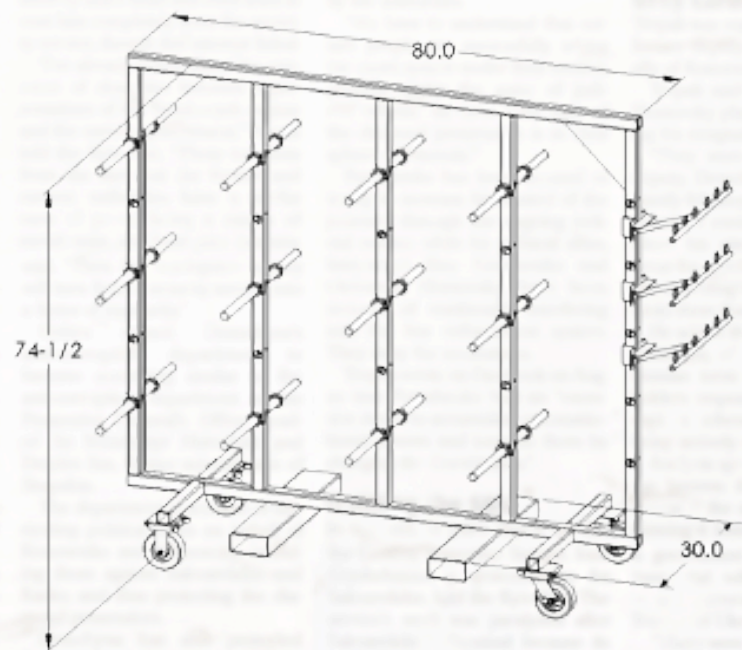


Need a wire cart that does it all? The Home Run Cart handles up to 24 spools of either circuit wire or data cable. This versatile cart allows you to have all the wire you need where you need it for pulling home runs, data runs, and branch circuits.

Model #	Description
WDOC-1002	Open Wire Cart - 24 Spools, 74.5"H x 80"W x 30"L, 6" Casters, Red PC
WDOC-1002-XX	Open Wire Cart - 24 Spools, 74.5"H x 80"W x 30"L, 6" Casters, PC Color Choice

## FEATURES:

- Holds 24 spools up to 18" diameter
- Easily load wire spools onto the adjustable axles
- Adjustable and removable axles to accommodate larger spools
- Retainers to keep spools on the axles
- Pulling eyes to keep wire organized
- Reduces set up and pull time when compared to traditional carts
- Fork tubes for safer handling
- 6" heavy duty casters for easy rolling and long life



# BUNDLE CART

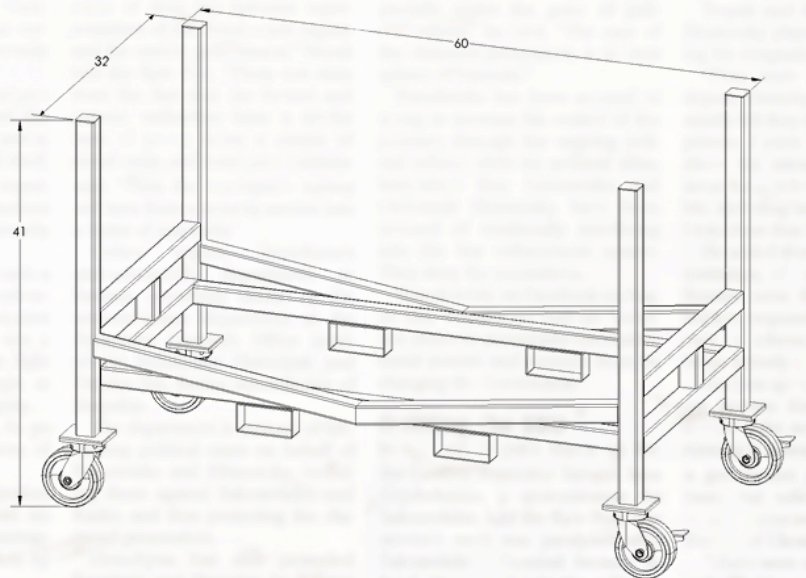


The Bundle Cart exceeds where others fall short. This unique design makes loading easy and safe while handling heavy loads up to 4,000 lbs.

UPC	Model #	Description
850051778027	BDLC-1002	Bundle Conduit Cart, Fork Pockets, 6" Casters, 4,000 lbs. Capacity, Red PC
	BDLC-1002-XX	Bundle Conduit Cart, Fork Pockets, 6" Casters, 4,000 lbs. Capacity, PC Color Choice

## FEATURES:

- Allows you to move bundles of 10 ft. materials
- Heavy duty 4,000 lbs. capacity
- 6" heavy duty casters for easy rolling and long life
- Fork pockets for safer loading on/off truck





# CONDUIT TREE

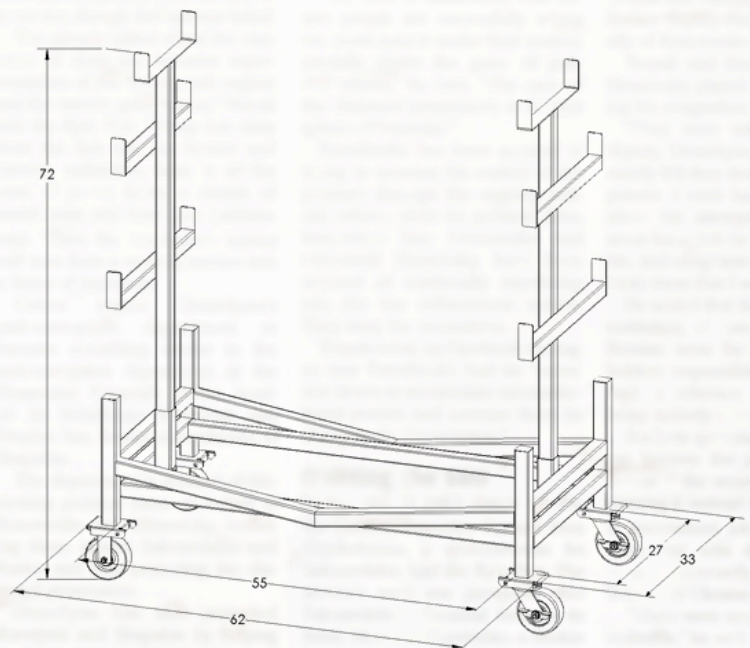


Best built Conduit Tree with capacity up to 4,000 lbs. Removable tree stands to take up less space when stored. Don't settle for cheap alternatives. Often imitated, but never duplicated.

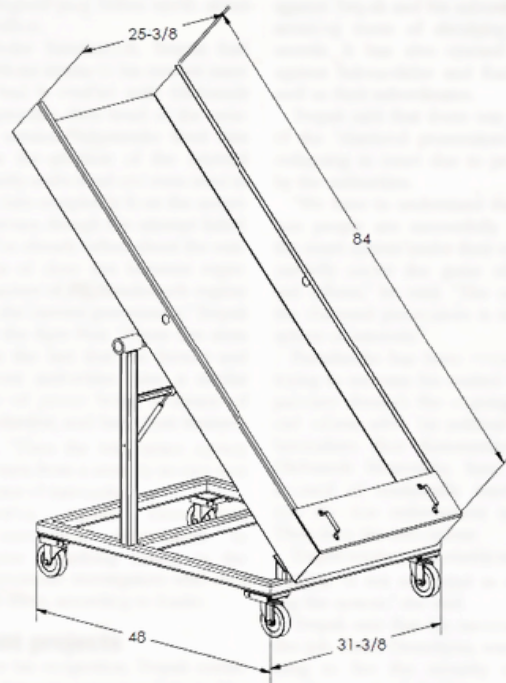
UPC	Model #	Description
850051778034	COTC-1001	Tree Conduit Cart, Fork Pockets, 6" Casters, 4,000 lbs. Capacity, Red PC
	COTC-1001-XX	Tree Conduit Cart, Fork Pockets, 6" Casters, 4,000 lbs. Capacity, PC Color Choice

## FEATURES:

- Heavy duty 4,000 lbs. capacity
- Tree stands remove to stack flat when not in use
- Fits 10 ft. materials
- Fork pockets for safer loading on/off truck
- 6" heavy duty casters for easy rolling and long life, 2 fixed and 2 non-fixed



# ELEVATOR CART



Going up? Smart design allows you to move 10 ft. sticks of conduit or strut easily in/out of an elevator.

UPC	Model #	Description
850051778041	COEC-1101	Elevator Conduit Cart, Tilt Tray, 6" Casters, Red PC
	COEC-1101-XX	Elevator Conduit Cart, Tilt Tray, 6" Casters, PC Color Choice

## FEATURES:

- Heavy duty 2,500 lbs. capacity
- Fits 10 ft. materials
- Tilts materials to fit into a service elevator
- 6" heavy duty casters for easy rolling and long life
- Great for highrise work

# FIXTURE CART



**FIXC-1001**

**FIXC-9801**

Got fixtures? Tired of damaged or scuffed fixtures showing up to the job? This cart is the solution. Easily allows you to move fixtures on to a job with ease and without damage.

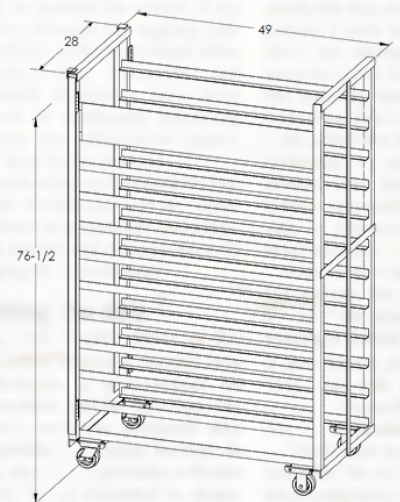


**FIXC-1003**


UPC	Model #	Description
850051778089	FIXC-1001	Fixture Cart, 12 Slots, 4' Edge Support, 4" Casters, Red PC
	FIXC-1001-XX	Fixture Cart, 12 Slots, 4' Edge Support, 4" Casters, PC Color Choice
850051778140	FIXC-1003	Fixture Cart, 12 Slots, 4' Edge Support, 4" Casters, Hinged Lock with Backstop, Red PC
	FIXC-1003-XX	Fixture Cart, 12 Slots, 4' Edge Support, 4" Casters, Hinged Lock with Backstop, PC Color Choice
850051778164	FIXC-9801	Fixture Cart Tray, Galvanized

## FEATURES:

- Holds 12-2'x4' or 24-2'x2' fixtures
- High grade felt on each runner to protect fixtures from getting scratched
- 4" heavy duty casters for easy rolling and long life
- Remove the cardboard and ship fixtures ready to install
- Option with hinged lock and backstop for ease of securing fixtures



# LINEAR FIXTURE CART



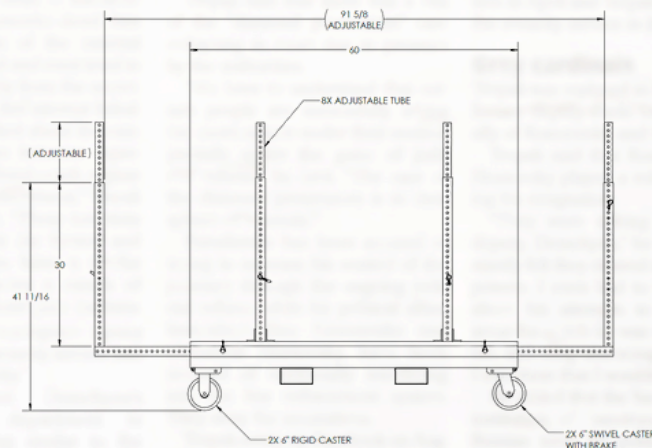
Linear Fixture Cart is a very versatile material handling cart. This cart expands and contracts to fit a multitude of different lengths, sizes, and shapes.

Can be used to move busduct, pipe, strut, and other long materials.

UPC	Model #	Description
850051778171	LFXC-1001	Linear Fixture Cart, (8) Upright Adj. Arms, (20) 3/8" Cross Bars, 60"x 32" Base, 6" Casters, Fork Tubes, Red PC
	LFXC-1001-XX	Linear Fixture Cart, (8) Upright Adj. Arms, (20) 3/8" Cross Bars, 60"x 32" Base, 6" Casters, Fork Tubes, PC Color Choice

## FEATURES:

- Heavy duty base frame for projects beyond just fixtures
- Arms slide out horizontally to accommodate longer fixtures
- Arms extend vertically for multiple layers of fixtures or material
- 20 cross rods allow for multiple layers to prevent damage during transport or on the job site
- Fork tubes for safe lifting
- Multipurpose cart can be used for bus duct and pipe
- 60" x 32" base with adjustable upright arms
- 8 upright adj. arms (30" sleeve extends to 60")
- 6" heavy duty casters



**LEARN MORE  
ABOUT LINEAR  
FIXTURE CART:**



# PICKING CART



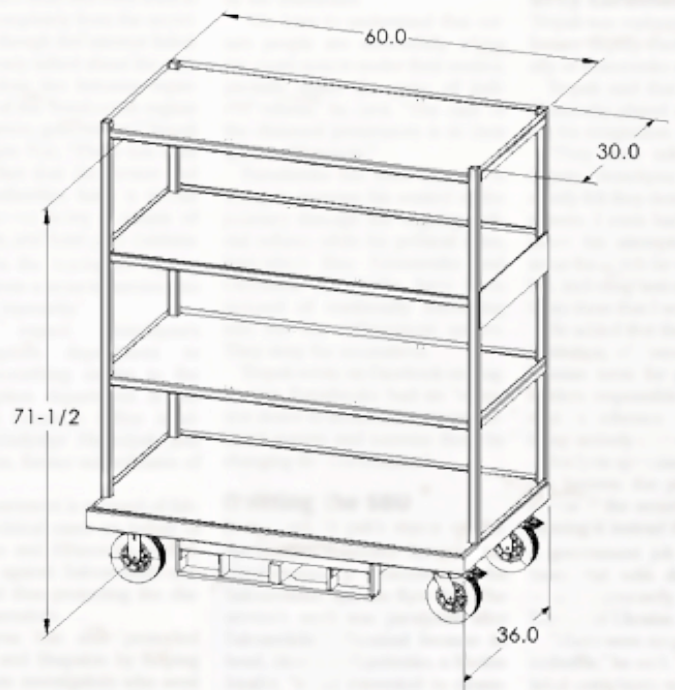
ESA Picking Carts are ideal for picking orders, moving merchandise, and simple ergonomic material handling.

The cart's lipped shelving helps contain merchandise while the open style frame permits visibility of contents from all sides. Whether unloading packages, counting inventory, stocking shelves, gathering parts, or picking merchandise for order filling, the Picking Cart is designed to help get the job done efficiently.

Model #	Description
FOPC-1003-XX	Picking Cart, 6" Casters, 72"H x 60"W x 36"D

## FEATURES:

- Heavy duty steel construction for added reliability
- 3 shelves, plus base platform for product placement are standard
- Two rigid and two swivel casters
- Side and rear edges on shelves contain contents during transport
- Durable powder coat finish resists both corrosion and scratches
- 17.875" height between shelves
- Custom-built models also available to meet unique specifications





# SPOOL BOSS™

REEL EASY. REEL SIMPLE. REEL SAFE.™



# SPOOL BOSS™ NARROW

## Reel Easy, Reel Simple, Reel Safe™

Spool Boss™ Narrow is a wire reel payoff system designed to handle heavy cable reels on job sites. The Spool Boss is easily maneuvered through standard doorways or through narrow hallways with its zero-turn radius mobility. It allows one individual to safely load/unload and move reels with built-in hydraulics and an integrated braking system. Spool Boss can move reels into position over concrete with ease, making it the safest and most versatile wire handling system on the market.

Model #	Description
SBU10-010	Spool Boss™ - Narrow Reel Mover, 32" Outside Width, 6,500 lbs. Capacity

## FEATURES:

- Handle up to 6,500 lbs. heavy wire payloads with no worries
- Save your time with an integrated charging feature
- Self-brakes itself as soon as you let go of the handle
- Lifts the wire reels with incorporated hydraulics
- Fork tubes designed to improve stability & safety while lifting
- Zero turn radius
- Fits through a 3' door
- Patented

**SEE SPOOL BOSS  
ON THE JOB:**



# NARROW REELS + CRADLE

## FOR SPOOL BOSS™ NARROW



The Spool Boss™ Reels and Reel Cradle are designed to work with the Spool Boss™ Narrow Reel Mover. These rugged reels are built to handle the toughest job site environments providing years of service. The Reel Cradle is specifically designed to make transporting the Narrow Reels safely and securely to/from the job site.

Model #	Description
SBC10-XX	Reel Cradle for 60" x 20-3/4" Narrow Spool Boss Reels
R60F-1C2034	Reel with 60" Diameter, 1 Compartment, 20-3/4" Outside Width, 10-Spoke Style
R60F-3C2034	Reel with 60" Diameter, 3 Compartments, 20-3/4" Outside Width, 10-Spoke Style
R60F-4C2034	Reel with 60" Diameter, 4 Compartments, 20-3/4" Outside Width, 10-Spoke Style
R60K-1C2034	Reel with 60" Diameter, 1 Compartment, 20-3/4" Outside Width, Solid Disk Style

### FEATURES:

- Solid disc flange reels handle up to 6,500 lbs. wire payloads
- 10 spoke flange reels handle up to 3,000 lbs. wire payloads
- Reel Cradle makes transporting safe and easy
- Narrow Reel Mover easily straddles and lifts the reel off the Reel Cradle





# SPOOL BOSS™ WIDE

## Reel Easy, Reel Simple, Reel Safe

Spool Boss™ Wide is a wire reel payoff system that can handle heavy cable reels on job sites or in the distributor wire room. It allows one individual to safely load/unload and move reels with built-in hydraulics and an integrated braking system. Spool Boss can move reels into position over concrete with ease, making it the safest and most versatile wire handling system on the market.

Model #	Description
SBU20-010	Spool Boss™ - Wide Reel Mover, 50" Inside Width, 6,500 lbs. Capacity

## FEATURES:

- 6,500 lbs. capacity
- Handles up to 60" reel
- Save your time with an integrated charging feature
- Self-brakes itself as soon as you let go of the handle
- Lifts the wire reels with incorporated hydraulics
- 50" throat makes it easy to lift reels off pallets
- Fork tubes designed to improve stability & safety while lifting
- Zero turn radius
- Patented



**SEE OUR WIRE ROOM  
TIME STUDY:**



# WIRE HANDLING

Purpose-built designs to securely protect and safely mobilize wire where you need it with ease.



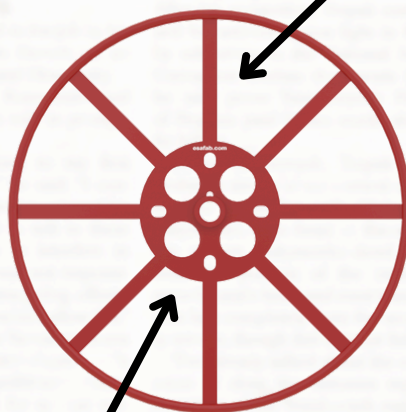
# ESA COMPARTMENT REELS

ESA Compartment Reels are built to last with our unique barrel and hub design and 1" outer tubing for superior durability from job to job. All compartments have predrilled holes to accommodate a wide variety of wire sizes. Standard sizes are available in multiple configurations with one to four compartments or customize to meet your needs.

**1, 3 AND 4 COMPARTMENT  
REELS AVAILABLE**

**SUPERIOR HUB  
DESIGN FOR  
INCREASED  
DURABILITY  
COMPARED TO  
OTHERS**

**8 AND 10 SPOKE STYLES TO  
MEET YOUR NEEDS**



**32", 40", 44.75", AND 48"  
DIAMETER REEL SIZES.  
CUSTOM REEL SIZES  
AVAILABLE**

**REINFORCED HUB  
PLATES FOR  
MAXIMUM DRUM  
DURABILITY WITH  
LARGE HOLES FOR  
EASY TIE DOWN  
POINTS**

**COMPARTMENTS  
HAVE PREDRILLED  
HOLES TO  
ACCOMMODATE A  
VARIETY OF WIRE  
GAUGES**

**1" DIAMETER TUBING  
FOR ADDED RIGIDITY  
AND DURABILITY**

# ESA COMPARTMENT REELS

## REELS FOR TWO WAY A-FRAME 35.5



**ARSU-1101**

Model #	Description
R40A-1C06-XX	Reel 40"D 1-Comp 6" Outside Width (CW=4) 8-Spoke
R40A-4C26-XX	Reel 40"D 4-Comp, 26" Outside Width (CW=5-11/16) 8-Spoke
R48A-1C06-XX	Reel 48"D 1-Comp 6" Outside Width (CW=4) 8-Spoke
R48A-4C26-XX	Reel 48"D 4-Comp 26" Outside Width (CW=5-11/16), 8-Spoke

## REELS FOR TWO WAY A-FRAME 40



**ARSU-1301**

Model #	Description
R48A-1C08-XX	Reel 48"D 1-Comp 8" Outside Width, 8-Spoke
R48A-4C32-XX	Reel 48"D 4-Comp 32" Outside Width, 8-Spoke

## REELS FOR TWO WAY A-FRAME 50



**ARSU-2101**

Model #	Description
R48A-1C10-XX	Reel 48"D 1-Comp 10" Outside Width (CW=8-1/4) 8-Spoke
R48A-3C30-XX	Reel 48"D 3-Comp 30" Outside Width (CW=9-1/8) 8-Spoke
R48A-4C40-XX	Reel 48"D 4-Comp 40" Outside Width (CW=9-1/8) 8-Spoke
R48F-1C10-XX	Reel 48"D 1-Comp 10" Outside Width (CW=8) 10-Spoke
R48F-3C30-XX	Reel 48"D 3-Comp 30" Outside Width (CW=9) 10-Spoke
R48F-4C40-XX	Reel 48"D 4-Comp 40" Outside Width (CW=9-1/8) 10-Spoke

# ESA COMPARTMENT REELS



**ARSU-1501-XX**

## REELS FOR NARROW A-FRAME CART

Model #	Description
R32A-1C10	Reel 32"D 1-Comp 10" Outside Width, (CW=9-1/8) 8-Spoke
R32A-4C40	Reel 32"D 4-Comp 40" Outside Width, (CW=9-1/8) 8-Spoke



**ARSU-3501**

## REELS FOR FOUR WAY A-FRAME 38

Model #	Description
R40A-1C06-XX	Reel 40"D 1-Comp 6" Outside Width (CW=4) 8-Spoke
R40A-4C26-XX	Reel 40"D 4-Comp, 26" Outside Width (CW=5-11/16) 8-Spoke
R48A-1C06-XX	Reel 48"D 1-Comp 6" Outside Width (CW=4) 8-Spoke
R48A-4C26-XX	Reel 48"D 4-Comp 26" Outside Width (CW=5-11/16), 8-Spoke



**ARSU-3302**

## REELS FOR FOUR WAY A-FRAME 50

Model #	Description
R48A-1C10-XX	Reel 48"D 1-Comp 10" Outside Width (CW=8-1/4) 8-Spoke
R48A-3C30-XX	Reel 48"D 3-Comp 30" Outside Width (CW=9-1/8) 8-Spoke
R48A-4C40-XX	Reel 48"D 4-Comp 40" Outside Width (CW=9-1/8) 8-Spoke
R48F-1C10-XX	Reel 48"D 1-Comp 10" Outside Width (CW=8) 10-Spoke
R48F-3C30-XX	Reel 48"D 3-Comp 30" Outside Width (CW=9) 10-Spoke
R48F-4C40-XX	Reel 48"D 4-Comp 40" Outside Width (CW=9-1/8) 10-Spoke

# NARROW A-FRAME CART

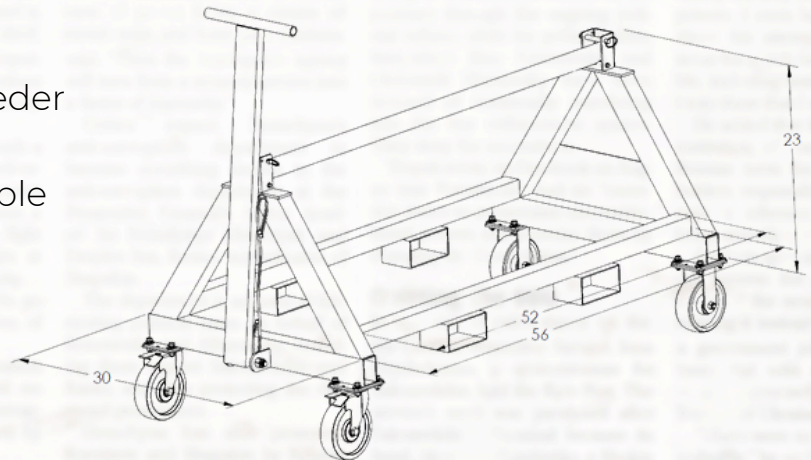


The Narrow A-Frame Cart excels in navigating narrow spaces within commercial job sites effortlessly. Its compact structure allows it to pass through standard doorways and access small electrical rooms while accommodating a significant amount of cable. Ideal for handling up to three 1000-foot spools of MC cable, it is a versatile tool for efficient cable handling.

Model #	Description
ARSU-1501-XX	A-Frame Reel Stand 2-Way 5,000 lbs. Payload, 40" Max Diameter Reel, 35.5" ID, PC Color Choice
R32A-1C10	Reel 32"D 1-Comp 10" Outside Width, (CW=9-1/8) 8-Spoke
R32A-4C40	Reel 32"D 4-Comp 40" Outside Width, (CW=9-1/8) 8-Spoke

## FEATURES:

- Optional compartment reels hold feeder cable up 500MCM
- Holds up to (3) 1000' spools of MC Cable
- Narrow design fits through standard doorways
- Fork tubes for safe lifting
- Comes with 2" solid steel axle
- Heavy duty 6" total-lock casters



# TWO WAY A-FRAME 35.5



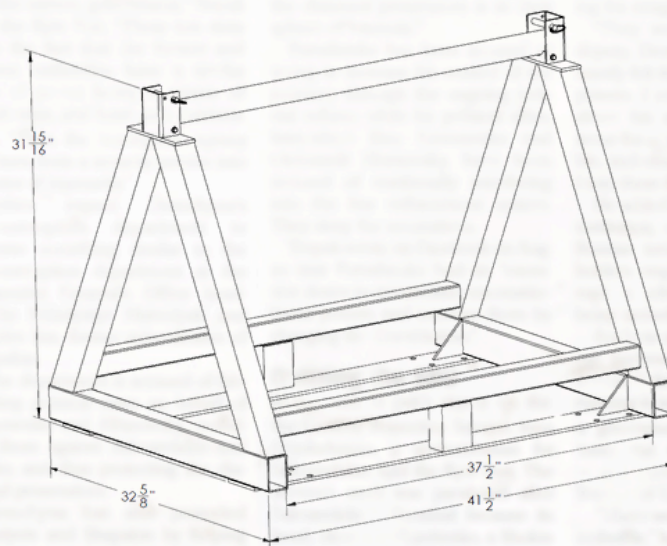
Small A-Frame with a 35.5" inside width, is constructed from heavy-duty steel with a powder coat finish to give it added durability from job to job.

Our high-density low-friction polymer axle saddles last longer at a maximum load while reducing friction on the axle. This unit accommodates 48" reels with capacity up to 5,000 lbs.

Model #	Description
ARSU-1101-XX	A-Frame Reel Stand 2-Way 5,000 lbs. Payload, 48" Max Diameter Reel, 35.5" ID, PC Color Choice

## FEATURES:

- 5,000 lbs. capacity
- Easy wire payoff
- Fully welded construction and powder coated for maximum durability
- 2-way forklift pockets
- Works with 48" reels
- Comes with 2" solid steel axle
- Optional logo plate
- Optional caster kit available



# TWO WAY A-FRAME 40



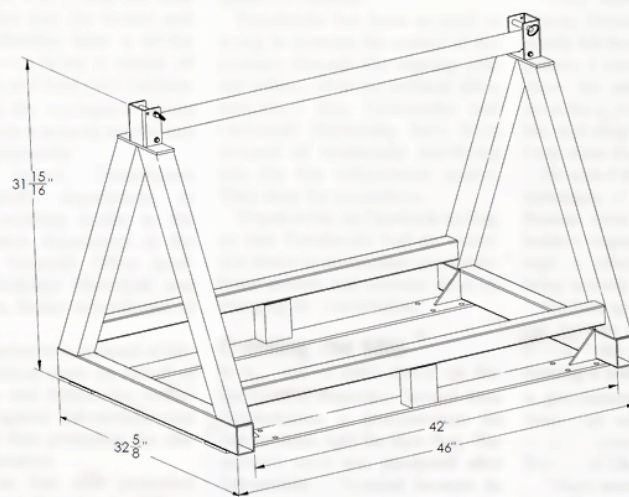
**SHOWN WITH OPTIONAL LOGO PLATE**

Two Way A-Frame with a 40" inside width, is constructed from heavy-duty steel with a powder coat finish to give it added durability from job to job. Our high-density low-friction polymer axle saddles last longer at a maximum load while reducing friction on the axle. This unit accommodates our 48" compartment reels with capacity up to 5000 lbs.

Model #	Description
ARSU-1301-XX	A-Frame Reel Stand 2-Way 5,000 lbs. Payload, 48" Max Diameter Reel, 40" ID, PC Color Choice


## FEATURES:

- 5,000 lbs. capacity
- Easy wire payoff
- Fully welded construction and powder coated for maximum durability
- 2-way forklift pockets
- Works with 48" reels
- Comes with 2" solid steel axle
- Optional logo plate
- Optional caster kit available





# TWO WAY A-FRAME 50

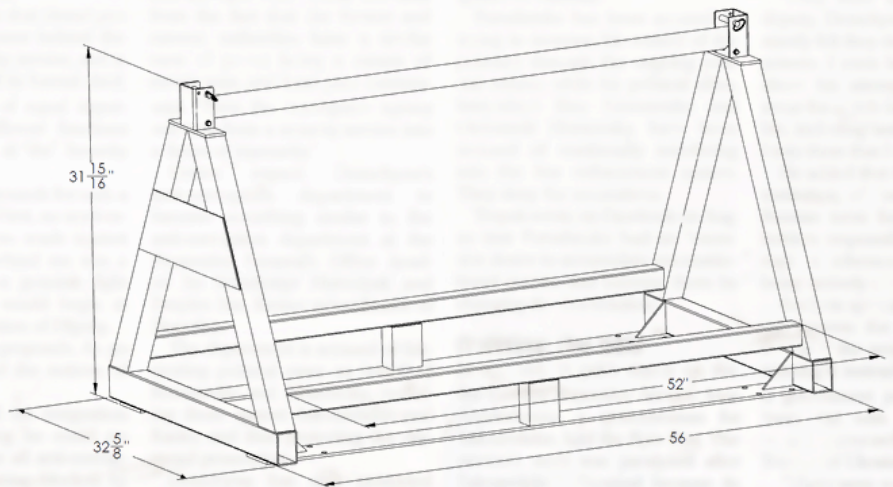


Large a-frame with a 50" inside width, is constructed from heavy-duty steel with a powder coat finish to give it added durability from job to job. Our high-density low-friction polymer axle saddles last longer at a maximum load while reducing friction on the axle. This unit accommodates our 48" compartment reels with capacity up to 5000 lbs.

Model #	Description
ARSU-2101-XX	A-Frame Reel Stand 2-Way 5,000 lbs. Payload, 48" Max Diameter Reel, 50" ID, PC Color Choice

## FEATURES:

- 5,000 lbs. capacity
- Easy wire payoff
- Fully welded construction and powder coated for maximum durability
- 2-way forklift pockets
- Handles 48" reels
- Comes with 2" solid steel axle
- Optional logo plate
- Optional caster kit available



# FOUR WAY A-FRAME 38

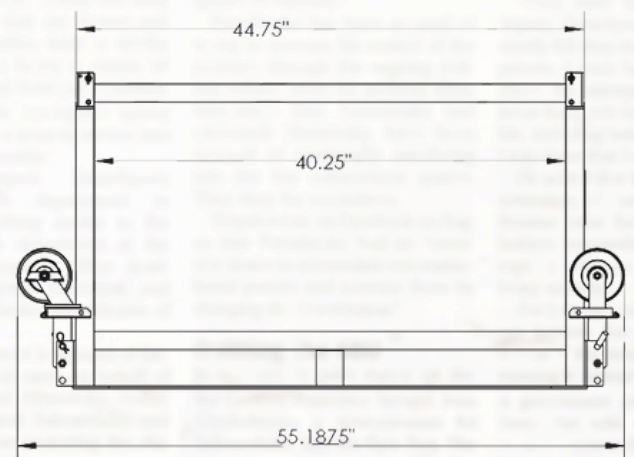


Our Four Way A-Frame is easily moved from any direction with either a forklift or pallet jack. The flip-down caster design means casters are always attached. Our high-density low-friction polymer axle saddles last longer at a maximum load while reducing friction on the axle. This unit accommodates our 48" compartment reels with capacity up to 5,000 lbs.

Model #	Description
ARSU-3501-XX	A-Frame Reel Stand 4-Way, 6" Drop-Down Casters, 5,000 lbs. Payload, 48" Max Diameter Reel, 38" ID, PC Color Choice

## FEATURES:

- Easy payoff of wire
- Fully welded construction and powder coated for maximum durability
- Designed to be rolled or stand alone
- Forklift pockets on all four sides for easy lifting or use with a pallet jack
- Flip down 6" heavy duty casters are always attached
- Handles 48" diameter reels, up to 38" wide
- Comes with 2" solid steel axle
- Optional logo plate



# FOUR WAY A-FRAME 50

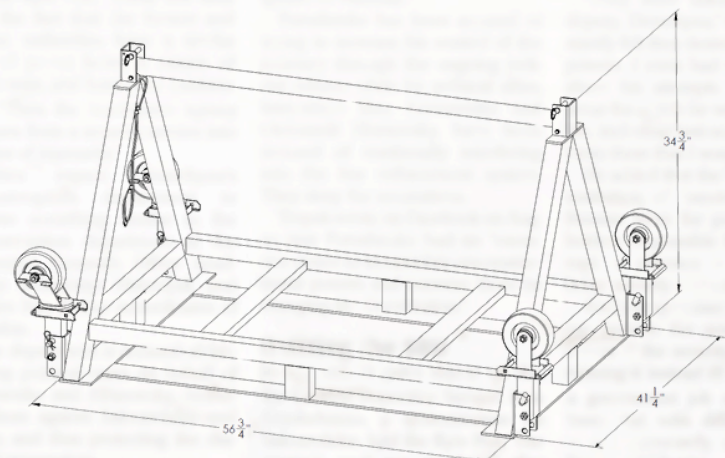


Our Four Way A-Frame is easily moved from any direction with either a forklift or pallet jack. The flip-down caster design means casters are always attached. Our high-density low-friction polymer axle saddles last longer at a maximum load while reducing friction on the axle. This unit accommodates our 48" compartment reels with capacity up to 5,000 lbs.

Model #	Description
ARSU-3302-XX	A-Frame Reel Stand 4-Way, Drop-Down 6" Casters 5,000 lbs. Payload, 48" Max Diameter Reel, 50" ID, PC Color Choice

## FEATURES:

- Easy payoff of wire
- Fully welded construction and powder coated for maximum durability
- Designed to be rolled or stand alone
- Forklift pockets on all four sides for easy lifting or use with a pallet jack
- Flip down 6" heavy duty casters are always attached
- Handles 48" diameter reels, up to 50" wide
- Comes with 2" solid steel axle
- Optional logo plate



# A-FRAME 8000

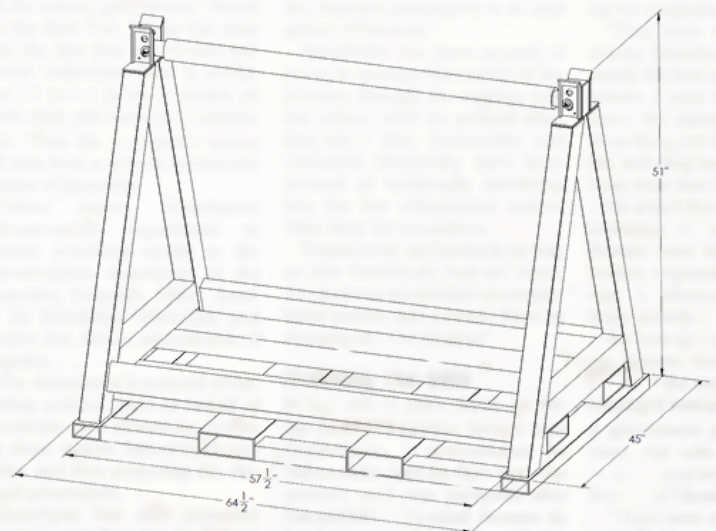


Heavy duty 8,000 lbs. capacity a-frame that is built to handle cable reels with diameters up to 78". Constructed from heavy-duty steel with a powder coat finish to give it added durability from job to job. Our high-density low-friction polymer axle saddles last longer at a maximum load while reducing friction on the axle.

Model #	Description
ARSU-4101-XX	A-Frame Reel Stand 8,000 lbs. Payload, 78" Max Diameter Reel, PC Color Choice

## FEATURES:

- Handles up to 78" diameter reel
- 8,000 lbs. capacity
- Easy load/unload
- Easy payoff of wire with minimum overspin
- Fully welded construction and powder coated for maximum durability
- 4-way forklift tubes
- Comes with 3" steel axle
- Optional logo plate



# A-FRAME 12000

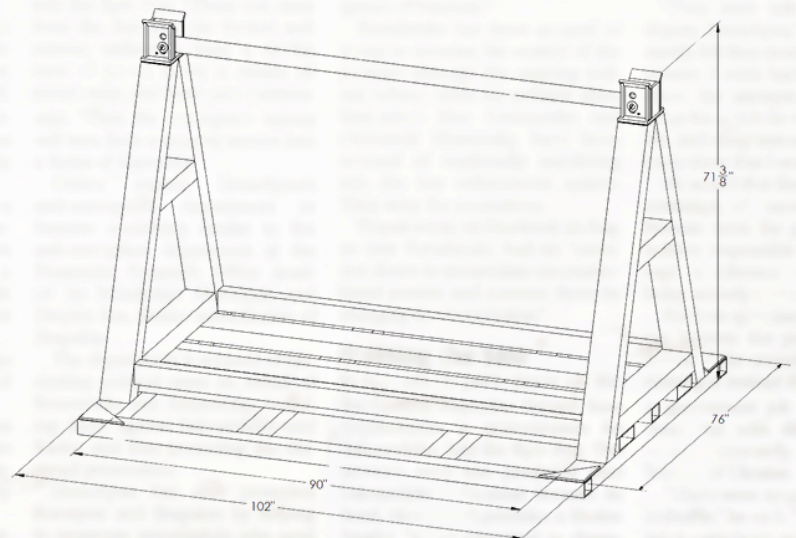


Heavy duty 12,000 lbs. capacity a-frame built to handle large cable reels up to 108" diameter. Constructed from heavy-duty steel with a powder coat finish to give it added durability from job to job. Our high-density low-friction polymer axle saddles last longer at a maximum load while reducing friction on the axle.

Model #	Description
ARSU-5002-XX	A-Frame Reel Stand 12,000 lbs. Payload, 108" Max Diameter Reel, PC Color Choice

## FEATURES:

- Handles up to 108" diameter reel
- 12,000 lbs. capacity
- Easy load/unload
- Easy payoff of wire with minimum overspin
- Fully welded construction and powder coated for maximum durability
- 2-way forklift pockets
- Comes with 3" steel axle
- Optional logo plate



# A-FRAME PULLING TRAILER



Custom wire trailers available up to 60,000 lbs. capacity. Take the wire where you need it and pull from the trailer. Innovative modular turntable design locks into position at the angle you need. Built for years of use on the toughest job environments.

Model #	Description
WPAT-1201-XX	Wire Pull Trailer 10,000 lbs. Capacity with (2) Turntables, PC Color Choice

## FEATURES:

- Take the wire where you need it and payoff from the trailer
- Heavy duty dual A-Frame Trailer with tandem axles to handle loads up to 10,000 lbs.
- Innovative modular turntable design locks into position at the angle you need
- Durable and reliable
- Quick load/unload of a-frames
- Custom wire trailers available up to 60,000 lbs. capacity

# OTHER SOLUTIONS

Fully customizable products to meet your needs.



# WILL CALL LOCKERS



- Heavy duty lockers, built extremely tough & weather-resistant to handle the roughest conditions
- Designed for large package capacity with maximum security for outdoor after hours will call
- Base for securing to anchor bolts
- Sloped top to shed rain or snow
- Industrial powder coat with multiple color choices
- Horizontal lockers accommodate 10" conduit or strut in either lower locker
- Mechanical programmable or wireless programmable lock system options

## Outside Horizontal Storage Locker

Model #	Description
OHSL-1201-XX	Outside Horizontal Storage Locker, (3) Front Bins, (2) Side Conduit Bins Accessible from One Side, Mechanical Programmable Lock System, PC Color Choice
OHSL-1205-XX	Outside Horizontal Storage Locker, (3) Front Bins, (2) Side Conduit Bins Accessible from One Side, Wireless Programmable Lock System, PC Color Choice
OHSL-2201-XX	Outside Horizontal Storage Locker, (4) Front Bins, (2) Side Conduit Bins Accessible from Both Sides, Mechanical Programmable Lock System, PC Color Choice
OHSL-2205-XX	Outside Horizontal Storage Locker, (4) Front Bins, (2) Side Conduit Bins Accessible from Both Sides, Wireless Programmable Lock System, PC Color Choice



# TEMPORARY POWER CARTS



**ESA is your temporary power solutions provider. We engineer and build custom temporary power stations to meet your jobsite needs. Purchase the cart or the entire setup.**

- Multiple cart types to choose from or customize your own
- Type 1 or Type 3R power setups available
- Fully customized to meet job site needs from single panel to power stations with complete panels & transformer
- Steel structures with industrial powder coat finish with multiple color choices
- Steel identification plates available with either water jet or vinyl logos
- Forklift friendly bases and caster options
- Contact your local representative for more details and options

**ESA FABRICATION**

**EST.**

**2005**

**MADE IN THE USA**

**1037 E. Tonto Street, Phoenix, AZ 85034**

**602-550-7173**

**sales@esafab.com**

**esafab.com**